

Feeding/Food Prep

Revised February 25, 2016



South Carolina
Aquarium

South Carolina Aquarium Dive Operations

Arnold Postell

Dive Safety Officer / Senior Biologist

(843) 579-8536

apostell@scaquarium.org

Ryan Yuen

Assistant Dive Safety Officer

(843) 579-8503

ryuen@scaquarium.org

It is the mission of the South Carolina Aquarium (SCA) Dive Team to provide excellence in animal care and husbandry, to actively support both the educational and conservation endeavors of the SCA, and to provide a memorable, positive guest experience to all those who visit our facility.

Training Schedule

- Power Point Presentation
- Quiz
- Assisting with Food Prep and Feeding

Food Prep



Use of Food Prep Kitchen

- While in the food preparation room divers should understand that the entire animal care staff must use the same room ... it can become crowded
- Advisable to use one small section of the counter or pace your time
- The food chart for the GOT will be posted in the food prep room on the middle refrigerator. The chart should be consulted to prepare the correct portions
- The message board may also have information relevant to the day's feeding plan

Cleanliness



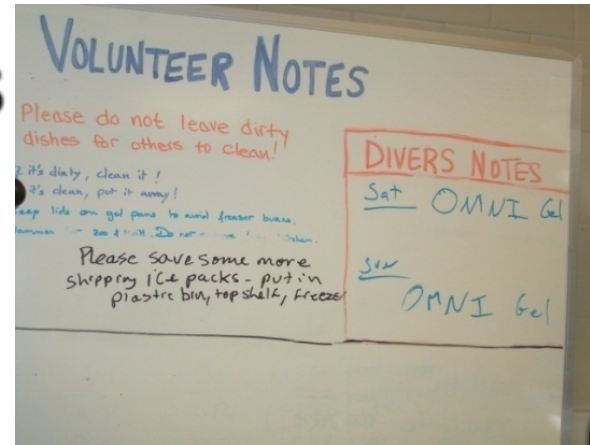
- Always leave your work station cleaner than when you found it
- Cleanliness is important when working with raw foods
- All equipment must be thoroughly cleaned, using a liberal amount of disinfectant.
- Should you have any open cuts on your hands you may want to use latex gloves
- Hands should be thoroughly washed when finished preparing food
- At present, an aquarist will provide the next day's breakout for the GOT
- Feed buckets, and utensils must be cleaned and returned to their storage space. Put all waste in the trashcans except for recyclable boxes which will be removed by staff at the end of the day.

Food Prep Kitchen



Message Board Locations

- **Food Prep** - Any changes in the day's food quantity or any other relevant information may be found there
- **Dive Locker**
- **Dive Officer's Desk** – Additional duties and special instructions
- **GOT Back-up**



Feeding Protocol

Make sure AT LEAST this amount of each item is in the refrigerator each afternoon.

	SATURDAY NIGHT	SUNDAY NIGHT	MONDAY NIGHT	TUESDAY NIGHT	WEDNESDAY NIGHT	THURSDAY NIGHT	FRIDAY NIGHT
SQUID	10 lbs	10 lbs	15 lbs	10 lbs	10 lbs	15 lbs	10 lbs
SHRIMP	10 lbs	10 lbs	15 lbs	10 lbs	10 lbs	15 lbs	10 lbs
KRILL	1 block	2 block		2 block		2 block	2 blocks
MACKEREL	5 lbs (GOT)			5 lbs (GOT)			5 lbs (GOT)
HERRING	12 whole (GOT)	12 whole (GOT)	12 whole (GOT)	12 whole (GOT)	12 whole (GOT)	12 whole (GOT)	12 whole (GOT)
CAPELIN	1-22 lb block		2-22 lb blocks (GOT uses 32 lbs)			2-22 lb blocks (GOT uses 32 lbs)	
SALMON		4 whole (Sharks)		4 whole (Sharks)		4 whole (Sharks)	

SEA TURTLE FOOD THAW

EACH NIGHT: 2 POUNDS OF ASSORTED FISHES (MACKEREL, HERRING, BLUEFISH, BLUE RUNNER)

11/21/2006

FEEDING PROTOCOL FOR G.O.T. (Revised 8/6/06)

Monday and Thursday Broadcast
11 lbs smelt
Show Feed 1 bucket / show
1 Bunch of Collards
11 lbs Smelt (chopped)

Tuesday and Friday Broadcast
21 lbs capelin
5 lbs Omni Gel (1" cubes)
5 lbs Squid
5 lbs Shrimp
Show Buckets 2 buckets / show
1 Bunch of Collards
2 lbs Squid (chopped)
2 lbs Shrimp (chopped)
10 lbs Capelin (chopped)

Wed / Saturday / Sunday Broadcast
11 lbs Smelt
5 lbs Omni Gel (1" cubes)
5 lbs Mackerel (chopped - 1/2's)
3 lbs Squid
3 lbs Shrimp
Show Feed 2 buckets / show
1 Bunch of Collards
2 lbs Squid (chopped)
2 lbs Shrimp (chopped)
11 lbs Smelt (chopped)

DAILY TARGET

- Cobia - 1 or 2 mackerel each
- ~~Citrus~~ Mackerel
- Eels - 1 Mackerel each
- Caretta
 - MWF 1lb salmon
 - TTHSaSu 1lb mack
- Ray - 10 pieces of cut mix
- Small guys - 1 bottle / show of zoo or krill

Please try and follow this closely. The consistency will help us evaluate in a month or so if we need to change anything. Ask if you have any questions.

Thanks,
Arnold

Types of Food

- Squid (5 lb blocks)
- Mackerel (Large and Mini)
- Capelin (21 lb blocks)
- Salmon
- Smelt (10 lb. boxes)
- Krill
- Collards/Lettuces

Types of Food



Smelt



Capelin



Collards



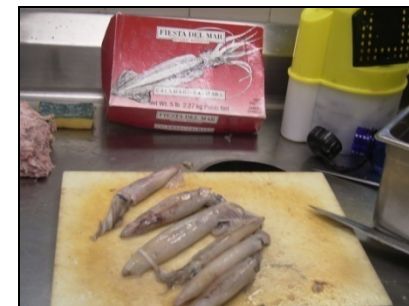
Krill



Mackerel



Salmon




Squid (5 lb blocks)

Weighing the Food

- **How to use the scale**
 - Choose units (lb/kg)
(We use lbs for the GOT)
 - Put empty container on scale
 - Press zero button
 - Add food until you reach the desired amount
- **Pounds vs Kilograms**
 - 2.2 lbs = 1 Kg
 - > 44 lbs = 20Kg

Things to REMEMBER

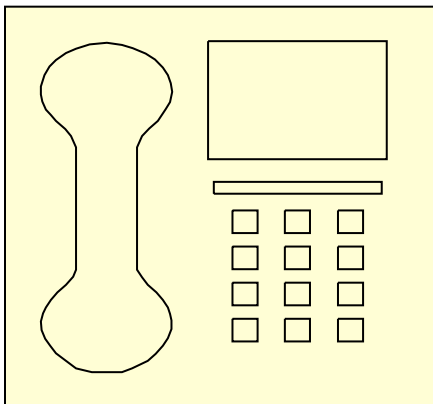
- Basic Rule: It must fit in fish's mouth
- **Never** wear a wetsuit into Food Prep



- Once food leaves food prep, it should be used or thrown away, **never put back into the fridge**

Accidents or Injuries

- Report immediately to Guest Services, or a staff member
- Also report to Dive Safety Officer
- Incident report forms can be found outside and around the corner from the food prep kitchen



... to the GOT

- Use only the cart marked GOT
- Cart must be cleaned at the end of the day
- Do not take the cart into food prep (leave in hallway while loading and overnight)



Ways to Feed:

- Broadcast
- Drop Buckets (front window and back wall)
- Surface Target Feed
 - Cobia
 - Tripletail
 - Tarpon
 - Barracuda
- Specialized Target Species
 - Eels
 - Sharks
 - Turtle

Paperwork

- Feed log is on back of daily dive log sheet
- If possible, have someone go down to slanted window/tall window to watch which species eat
- Check off the species as you see them eat each day

DATE: 2/20/06
Name: J. Hoover

GOT FISH Feed LOG (check off species you fed)

- AmberJack
- Belted Sandfish
- Black Drum
- Black Sea Bass
- Bullnose Ray
- Cobia
- Crevalle Jack
- Cubera Snapper
- Grey Snapper
- Gray Triggerfish
- Gag Grouper
- Green Moray Eel (Can be fed in tubes)
- Horse-Eye Jack
- Loggerhead turtle (feed on surface with tongs only)
- Mutton Snapper
- Mahi
- Nurse Shark (Do not feed)
- Permit
- Pinfish
- Pompano
- Porcupinefish
- Porkfish
- Red Drum
- Red Grouper
- Sandbar Shark (Do not feed)
- Sand Tiger Shark (Do not feed)
- Sheepshead
- Slippery Dick Wrasse
- Snook
- Spottail Pinfish
- Squirrelfish
- Tomtate
- Yellowtail Snapper



Broadcast Feeding

- This is for the big fish
- Most of the food for this will be whole
- Simultaneous broadcast during bucket feed to pull the more aggressive fish to the surface and allow the other, smaller fish to eat
- Toss in a small amount at a time to make it last longer
- Sometimes broadcast feeding is done during shark feeds (M/W/F only) to draw the fish away and allow the sharks to eat

Broadcast Feeding



Drop Buckets

- Fish are fed underwater by using strategically placed buckets
- Buckets are lowered in front of the big window and along the back wall



Eel Feeding

- Fed in the eel tubes
- One mackerel in the pvc pipe
- Remove any remaining mackerel at beginning of day
- Add a new mackerel at end of day
- Record Feeding on feed log

Surface Target Feeding

- Cobia
- Barracuda
- Tripletail
- Tarpon

*These are all fed from the surface with short tongs from platform near Caretta's box

*Please use caution going down the ladder to the feed platform. Go down backwards with nothing in your hands.

Shark Feeding

- Fed on Monday/Wednesday/Friday after the divers are done for the day
- Fed on by Aquarium staff unless specifically authorized
- On M/W/F save half of the broadcast to distract fish during the shark feed

Turtle Feeding

- Fed on Monday/Wednesday/Friday after the divers are done for the day from her box
- Can lower box before divers are out if Caretta is being obnoxious
- Once in her box, turn on the UV lights, give her the food and wait until shark feeding is complete to let her out

Feeding the Sharks

