

Exploring the Aquarium

Aquarium Stories



The South Carolina Aquarium is a big, safe building filled with animals. It is fun to learn about the animals by exploring the Aquarium.



Exploring the Aquarium

Aquarium Stories



It is called the South Carolina Aquarium because it lets you pretend like you are visiting different parts of South Carolina. It's easy to explore the Aquarium.



Exploring the Aquarium

Aquarium Stories

Enjoy your journey from the mountains to the sea!

Mountains



Piedmont



Sandhills



Coastal Plain



Coast



Ocean




Different parts of the state are called regions. South Carolina has 5 regions that you will explore at the Aquarium. The 5 regions are mountains, piedmont, sandhills, coastal plain and coastal zone.



Exploring the Aquarium

Aquarium Stories



There are two floors in the Aquarium with around 4,000 animals. The animals live in tanks and exhibits. Many of the animals you will see are fish, but birds, snakes, turtles, otters, crabs, jellyfish and sea stars live here, too!



Exploring the Aquarium

Aquarium Stories



All animals stay in their exhibits and will not hurt you. It is very fun to watch them. You will see animals when you first walk through the doors to the Great Hall.



Exploring the Aquarium

Aquarium Stories



The Great Hall is a big hall with many things in it.

You will see a desk with an Aquarium worker to help you.


You will see a big tank with colorful fish.

You will see the bathrooms, snack shop and gift shop.



Exploring the Aquarium

Aquarium Stories



It's easy to get to the Mountains. The Mountains are on the second floor. There are many ways to get to the Mountains.

You can ride the escalator, take the stairs or ride the elevator.

If you ride the escalator, wait for the step to appear and place your foot on the step. Hold on to the railing and place your second foot on the same step.

Enjoy the safe ride up the escalator.

When you see the end of the steps, hold on to the railing, step onto the ground with one foot and then the next.

You made it to the Mountains!



Exploring the Aquarium

Aquarium Stories



To walk up the stairs, follow the signs to the start of the stairs. Hold on to the railing and walk up all the stairs.

Exploring the Aquarium

Aquarium Stories



To take the elevator, follow the signs.

Press the button.



The elevator has a big picture of a cage and sand tiger shark in it. The shark is not real and will not hurt you. When you are ready, walk inside the elevator. Press the number 2 button.

Wait for the doors to open. Walk out of the elevator.



Exploring the Aquarium

Aquarium Stories



To visit the rest of the Mountains, open the doors and walk into the mountain gorge. The mountain gorge has waterfalls and high rocks.

Exploring the Aquarium

Aquarium Stories



The animals that live in the Mountain exhibit are birds, frogs, trout and river otters. All animals stay in their exhibits and will not hurt you.



Exploring the Aquarium

Aquarium Stories

It's easy to get to the Piedmont!

To leave the Mountains, open the doors and walk into the Piedmont.



You will also see the Sandhills and Coastal Plain. These regions are home to an American kestrel falcon, snapping turtle, albino alligator, small alligators, snakes and a gopher tortoise. All animals stay in their exhibits and will not hurt you.

Exploring the Aquarium

Aquarium Stories



To leave the Coastal Plain, walk down the long hallway through the Kids Coast exhibit. There are lots of things to touch and feel.



Exploring the Aquarium

Aquarium Stories



It's easy to get to the Saltmarsh!

Make another left after the hallway, and you'll see the hurricane simulator.

Walk through the doors to explore the Saltmarsh.

The Saltmarsh is home to birds that cannot live in the wild. There are also terrapin turtles, stingrays and lots of other fish.

Make sure to not touch the animals that live in the Saltmarsh. All animals stay in their exhibits and will not hurt you. Some birds may fly above you, and the stingrays will splash.



Exploring the Aquarium

Aquarium Stories



It's easy to get to the Touch Tank!

To leave the Saltmarsh, open the doors. You are now at the Touch Tank.

An Aquarium worker is here to help you touch the animals.

The Touch Tank is home to sea stars, urchins, hermit crabs, whelks and empty shells. All of these animals breathe underwater and cannot come out of the water. Aquarium workers can help you gently touch them underwater.



Exploring the Aquarium

Aquarium Stories



It's easy to get to the Coastal Zone!
When you leave the Touch Tank, you can
walk down a hall to the Coastal Zone.
Lionfish, spiny lobsters, octopus and fish
live in the Coastal Zone. All animals stay in
their exhibits and will not hurt you.



Exploring the Aquarium

Aquarium Stories



To get to the Great Ocean Tank is easy!
Walk towards the very big tank. To see the
rest of the big tank, walk down the stairs,
or take the elevator down to the first floor.



Exploring the Aquarium

Aquarium Stories



Hold on to the railing and walk down all the stairs.

You made it to the first floor!

To take the elevator, follow the signs, press the button, walk inside the elevator and press the number 1.

You made it to the first floor!

Wait for the elevator doors to open, and then walk out.



Exploring the Aquarium

Aquarium Stories



You made it to the first floor!

The Rocky Reef exhibit is on the first floor and has many colorful fish.

The Rocky Reef exhibit is beside the Great Ocean Tank. The Great Ocean Tank is very big and has a lot of different fish.

Scuba divers are sometimes inside the tank. The scuba divers clean the tank using scrub brushes to clean algae and animal waste.


All animals stay in their exhibits and will not hurt you.

The wall behind you has a long tank with fish like lionfish, a green moray eel and deep sea sharks.



Exploring the Aquarium

Aquarium Stories



It's easy to find the Great Hall!

When you leave the Great Ocean Tank, you're back in the Great Hall.

You will see the same things you saw earlier.

You will see a desk with an Aquarium worker there to help you. You will see a large tank with colorful fish. You will see the bathrooms, snack shop and gift shop.



Exploring the Aquarium

Aquarium Stories



There are many signs and Aquarium workers around to help you. Ask an Aquarium worker for help if you are not sure where to go next.



Exploring the Aquarium

Aquarium Stories

**You will do a great
job exploring
the Aquarium!**